

# PRINTING TIP

Print pages 2 and 3 back-to-back so the rules are on the back of the game board.

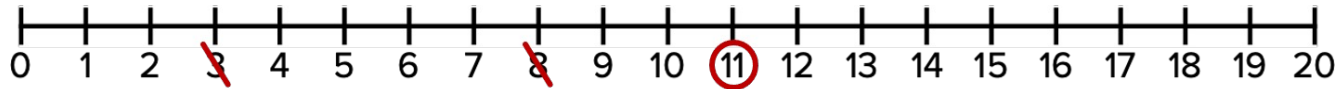


# Strike it Out

## How to Play "Strike it Out"

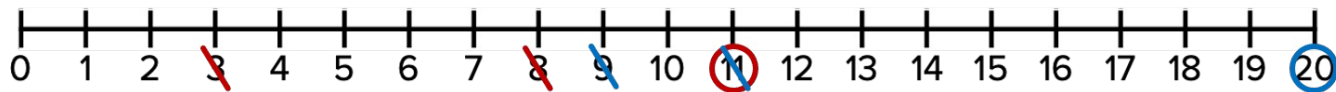
### First Player's Move:

1. Player 1 chooses a number on the number line and crosses it out.
2. The player then selects a second number and crosses it out as well.
3. Next, they circle the sum or difference of the two chosen numbers and record the calculation in the Player 1 section.
4. For instance, if Player 1 crosses out 3 and 8, they will circle 11 ( $3 + 8 = 11$ ) and write the equation under the number line.



### Second Player's Turn:

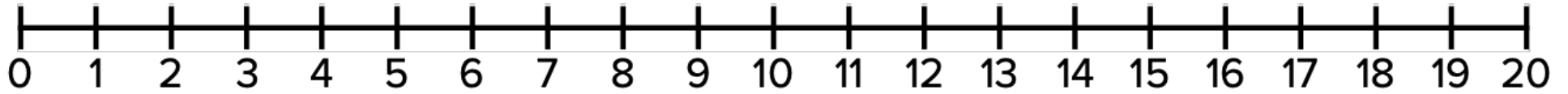
1. Player 2 must begin by crossing off the number that Player 1 circled.
2. They then select another number to create a new sum or difference, crossing out both numbers used.
3. Player 2 circles the resulting number and writes the calculation in the Player 2 section.
4. For example, if Player 2 crosses out 11 and 9, they will circle 20 ( $11 + 9 = 20$ ) and write the equation.



**Winning the Game:** The game continues with each player taking turns. The winner is the player who prevents their opponent from making a move.



# Strike it out



Player 1

Player 2

