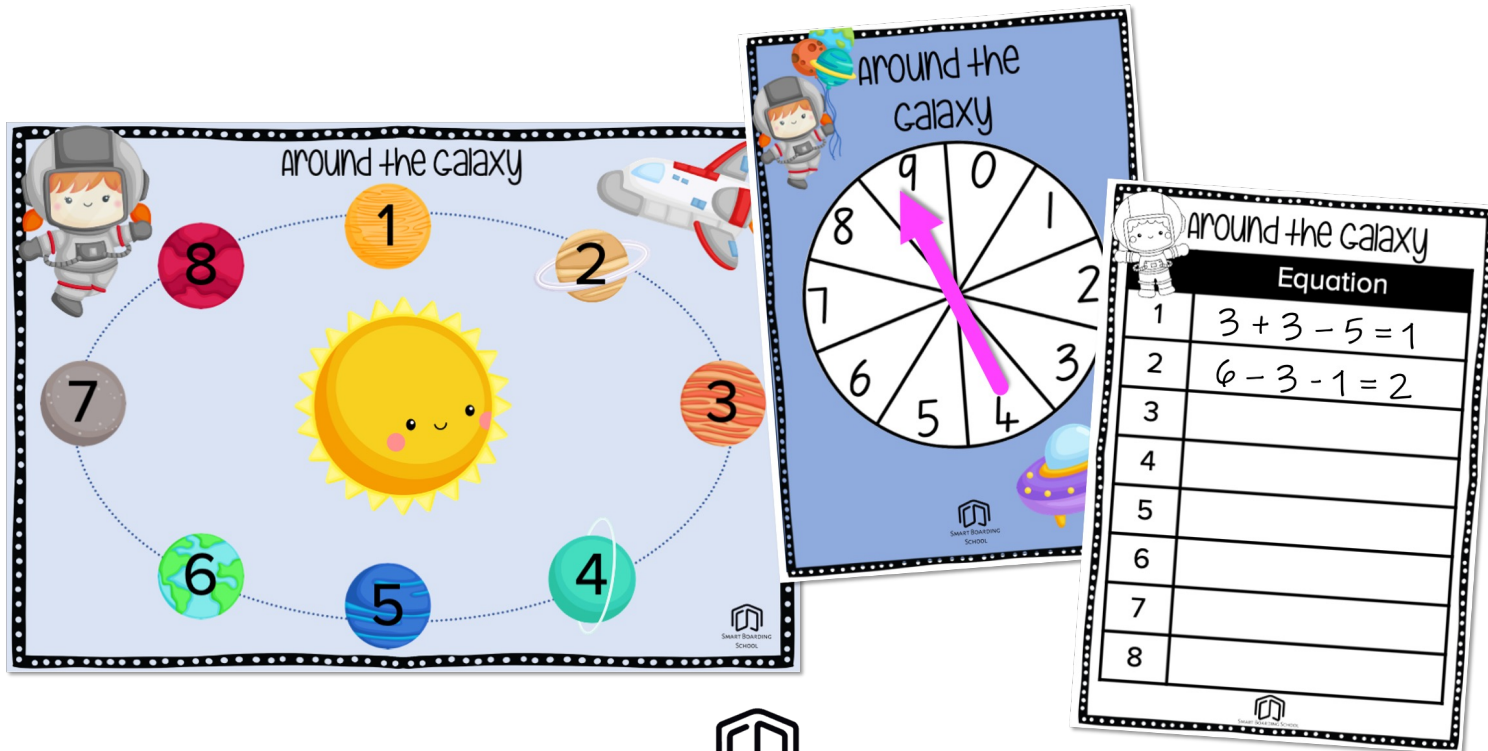


# Printing Tip

Print page 2 and 3 back-to-back making the rules of the game on the back of the board for quick reference.



# Around the Galaxy



## What You Need


- 3 dice
- A game board numbered
- Recording sheet (page 3)
- Counters or small tokens for each player

## How to Play




1. **Roll the Dice:** Roll all three dice.
2. **Form a Number Sentence:** Use any combination of the operations—addition, subtraction, multiplication, or division—and all three dice to create a number sentence that equals 1.
3. **Can't Make 1?:** If you can't make 1, the other player rolls the dice and tries to form a number sentence that equals 1.
4. **Place a Counter:** If you successfully make 1, place a counter on top of the number 1 on your game board. Recode the equation on the recording sheet (page 3)
5. **Make the next number:** Without rolling the dice again, try to create the next number, 2.
6. **Continue the Challenge:** Keep taking turns, moving around the game board from 1 to 8. Your turn ends when you can't create the next number with the dice you rolled.
7. **Winning the Game:** The player who places counters on the most numbers wins!


## Alternative Ways to Play

- **Choose Your Dice:** Use only two of the three dice you rolled.
- **Solo Play:** Each player has their own game board to travel around.
- **Flexible Order:** Place counters on numbers in any order instead of moving from 1 to 8.
- **Extended Range:** Use 10-sided dice or spinners to make the equations.



# Around the Galaxy





# Around the Galaxy

## Equation

1	
2	
3	
4	
5	
6	
7	
8	



# Around the Galaxy

## Equation

1	
2	
3	
4	
5	
6	
7	
8	

# Around the Galaxy



# Around the Galaxy

