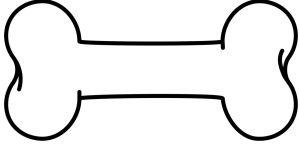













Listen to Position

Listen to the instructions and draw the pictures in the grid below.

Listen to Position

Listen to the instructions and draw the pictures in the grid below.

Listen to Position

Read the following instructions to students:

1. Draw a cat above the pillow.
2. Draw cheese above the rabbit.
3. Draw a dog on the left side of the bone.
4. Draw a fish in the fishbowl.
5. Draw a carrot on the right side of the rabbit.
6. Draw a person under the pet shop.
7. Draw your favourite pet/animal under the carrot.
8. Draw a turtle between the fishbowl and the rabbit.
9. Draw a can of fish food under the fishbowl.
10. Draw a water bowl between the bone and the mouse.

